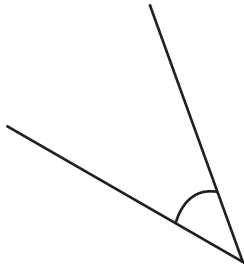


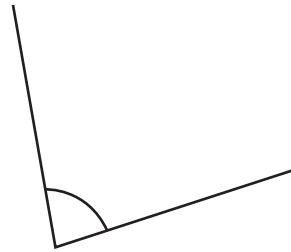
Name \_\_\_\_\_

# Measuring Angles

Use a protractor of your own to measure the angles below.



1. \_\_\_\_\_



2. \_\_\_\_\_



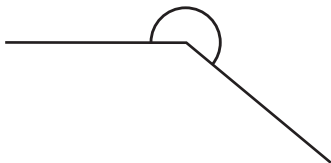
## PREVIEW

Please login or register to download the printable version of this worksheet.

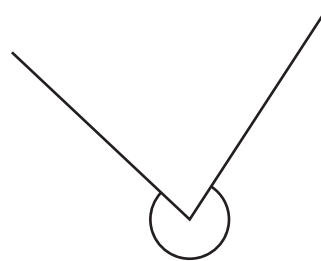
[www.allkidsnetwork.com](http://www.allkidsnetwork.com)

3. \_\_\_\_\_

4. \_\_\_\_\_



5. \_\_\_\_\_

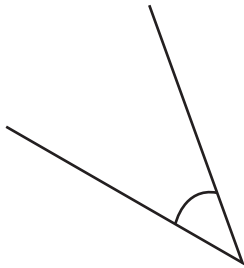


6. \_\_\_\_\_

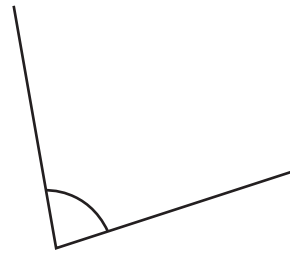
Name \_\_\_\_\_

# Measuring Angles

Use a protractor of your own to measure the angles below.



1. 40°



2. 82°



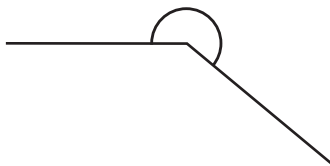
## PREVIEW

Please login or register to download the printable version of this worksheet.

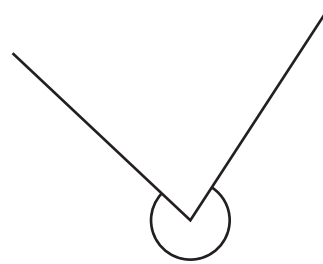
[www.allkidsnetwork.com](http://www.allkidsnetwork.com)

3. 24°

4. 145°



5. 220°



6. 280°