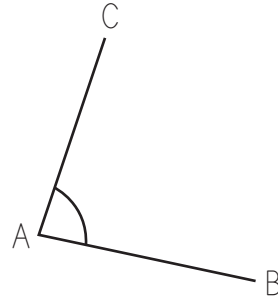
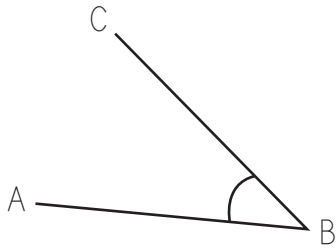


Name \_\_\_\_\_

# Name The Angles

Follow the example and name the angles below.



e.g.  $\angle ABC$  or  $\angle CBA$

1. \_\_\_\_\_



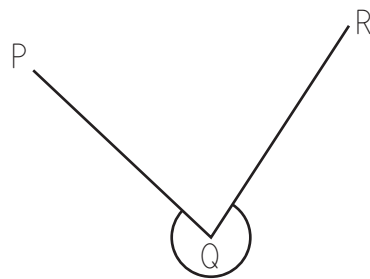
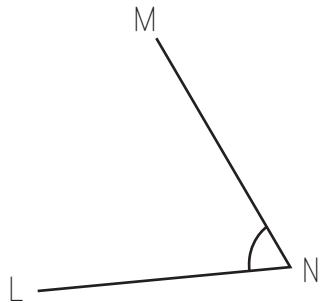
**PREVIEW**

Please login or register to download the printable version of this worksheet.

[www.allkidsnetwork.com](http://www.allkidsnetwork.com)

2. \_\_\_\_\_

3. \_\_\_\_\_

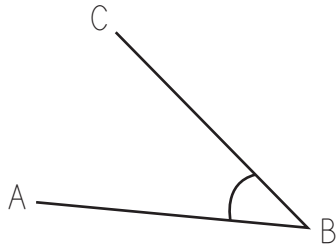


4. \_\_\_\_\_

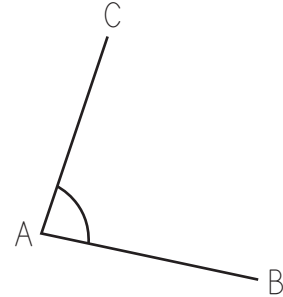
6. \_\_\_\_\_

# Name The Angles

Follow the example and name the angles below.



e.g.  $\angle ABC$  or  $\angle CBA$



1.  $\angle CAB$  or  $\angle BAC$



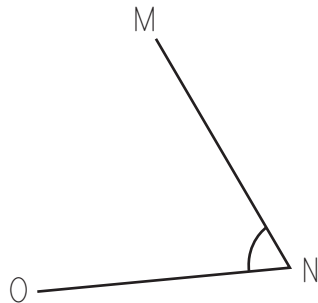
## PREVIEW

Please login or register to download the printable version of this worksheet.

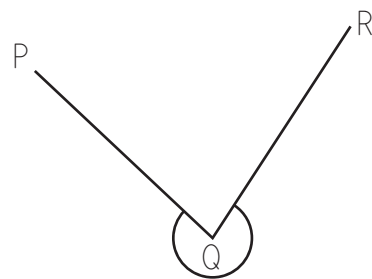
[www.allkidsnetwork.com](http://www.allkidsnetwork.com)

2.  $\angle EDF$  or  $\angle FDE$

3.  $\angle XYZ$  or  $\angle ZYX$



4.  $\angle ONM$  or  $\angle MNO$



6.  $\angle PQR$  or  $\angle RQP$