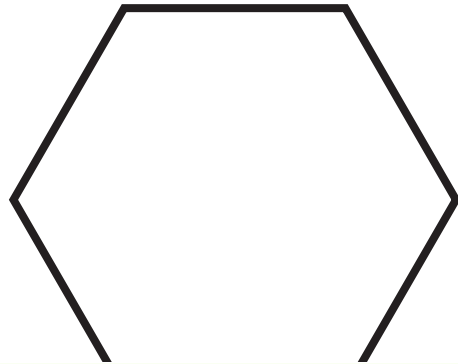



Name \_\_\_\_\_

# Fraction Fun!

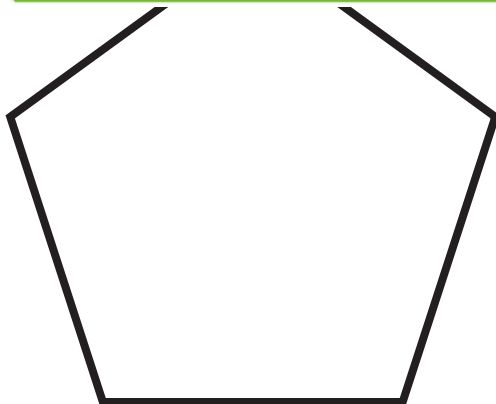
Divide the following shapes into equal parts according to the instruction. Then color the parts as instructed to make a fraction.



## PREVIEW

Please login or register to download the printable version of this worksheet.

[www.allkidsnetwork.com](http://www.allkidsnetwork.com)

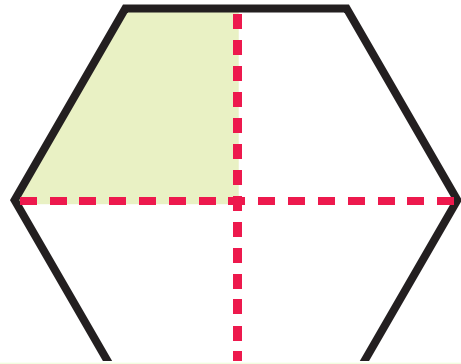
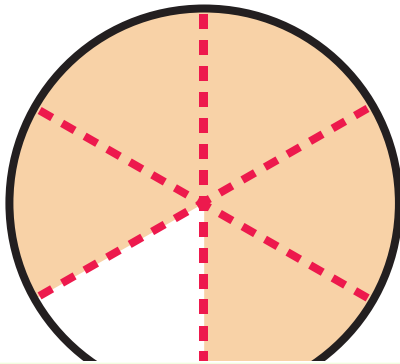


3. Divide this shape into 5 equal parts. Color 2 parts to make it  $\frac{2}{5}$ .

4. Divide this shape into 5 equal parts. Color 5 parts to make it  $\frac{5}{5}$ , i.e. 1.

# Fraction Fun!

Divide the following shapes into equal parts according to the instruction. Then color the parts as instructed to make a fraction.


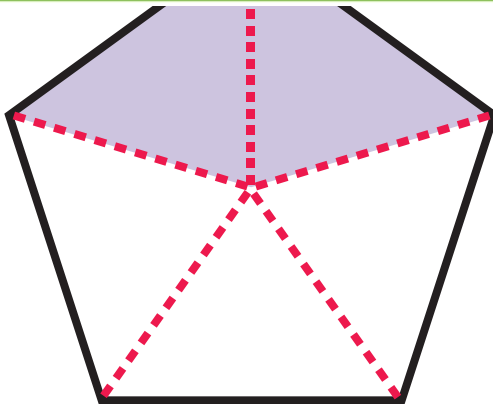


## PREVIEW

Please login or register to download the printable version of this worksheet.

[www.allkidsnetwork.com](http://www.allkidsnetwork.com)

al  
ke



3. Divide this shape into 5 equal parts. Color 2 parts to make it  $\frac{2}{5}$ .

4. Divide this shape into 5 equal parts. Color 5 parts to make it  $\frac{5}{5}$ , i.e. 1.