


Name _____

Faces, Edges and Vertices

Look at the example of the triangular prism. Write down the number of faces and edges for each of the 3D figures below, then circle every vertex of the figures.

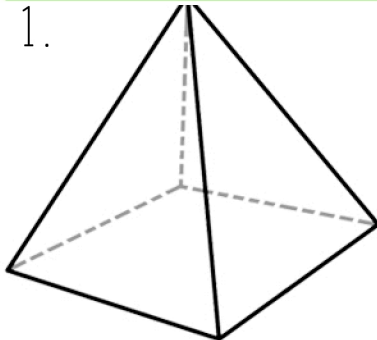


PREVIEW

Please login or register to download the printable version of this worksheet.

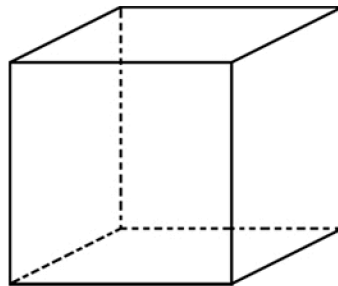
www.allkidsnetwork.com

1.



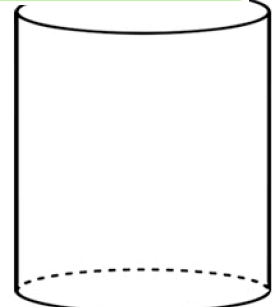
___ faces
___ edges

2.



___ faces
___ edges

3.



___ faces
___ edges