

long

e

Spelling Worksheet

Long e word puzzles

Use the word bank to write the correct long e word in each word shape box. Use the sizes of the boxes to help you. Some words may fit into more than one word puzzle.

seat clean team each leave
meet greet teeth sleep keep

1.




PREVIEW

Please login or register to download the printable version of this worksheet.

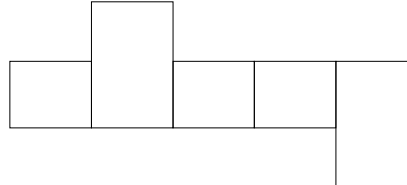
www.allkidsnetwork.com

2.


3.




8.




4.



9.



5.



10.

