

long

e

## Spelling Worksheet

## Long e word puzzles

Use the word bank to write the correct long e word in each word shape box. Use the sizes of the boxes to help you. Some words may fit into more than one word puzzle!

key      monkey      chimney      honey      valley  
 we      be      she      me      money

1

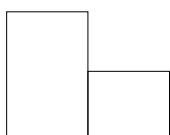



**PREVIEW**

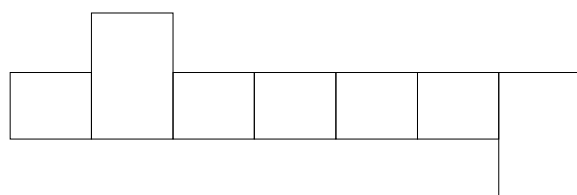
Please login or register to download the printable version of this worksheet.

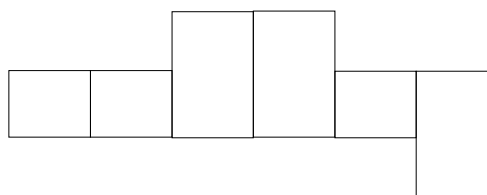
[www.allkidsnetwork.com](http://www.allkidsnetwork.com)

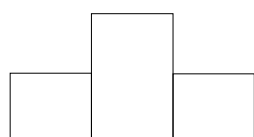
2

3. 

8. 

4. 

9. 

5. 

10. 