

Name _____

Spelling Worksheet

Long i word puzzles

Use the word bank to write the correct long i word in each word shape box. Use the sizes of the boxes to help you. Some words may fit into more than one word puzzle.

time

lines

side

smile

twice

mile

mine

tie

pile

spine

1

2

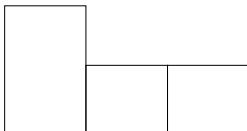


PREVIEW


Please login or register to download the printable version of this worksheet.

www.allkidsnetwork.com


3.



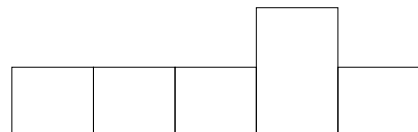
8.



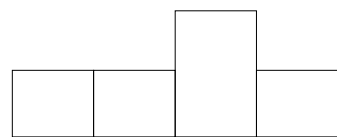
4.



9.



5.



10.

