



Telling Time - How to say time?

Circle the correct answer according to the time shown on the clocks. There may be more than one correct answers. An example has been done for you.


1.  a. Eight thirty
b. Eight o'clock
c. Half past eight


2.  a. Ten Twelve
b. Ten thirty
c. Ten o'clock


3.  a. Half past two
b. One thirty

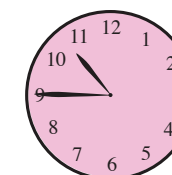
4.  a. Five thirty
b. Five o'clock

5.  **PREVIEW**
Please login or register to download the printable version of this worksheet.
www.allkidsnetwork.com

7.  a. Four o'clock
b. Four fifteen
c. Quarter past four

8.  a. Two thirty
b. Half past three
c. Half past two

9.  a. Half past six
b. Quarter to seven
c. Half past seven

10.  a. Eleven forty-five
b. Ten forty-five
c. Quarter to Eleven

Telling Time - How to say time?


Circle the correct answer according to the time shown on the clocks. There may be more than one correct answers. An example has been done for you.

1.



- a. Eight thirty
b. Eight o'clock
c. Half past eight

2.



- a. Ten Twelve
b. Ten thirty
c. Ten o'clock

3.



- a. Half past two
b. One thirty

4.



- a. Five thirty
b. Five o'clock

5.




PREVIEW

Please login or register to download the printable version of this worksheet.


www.allkidsnetwork.com

7.




- a. Four o'clock
b. Four fifteen
c. Quarter past four

8.




- a. Two thirty
b. Half past three
c. Half past two

9.



- a. Half past six
b. Quarter to seven
c. Half past seven

10.



- a. Eleven forty-five
b. Ten forty-five
c. Quarter to Eleven