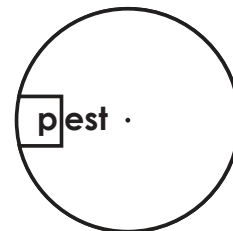
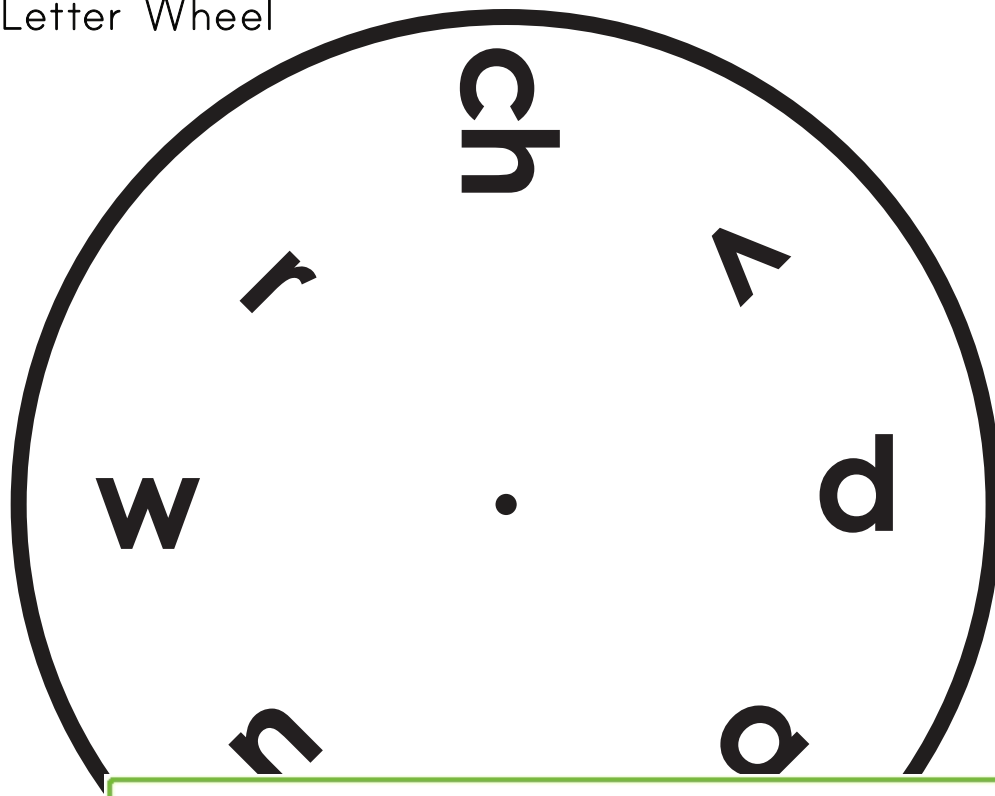


## Letter Wheel



## Word Family Wheels

Cut out the wheels. Put the word family wheel on top of the letter wheel. Line them up so the dots are centered on top of each other and place a pin through the




# PREVIEW

Please login or register to download the printable version of this worksheet.

[www.allkidsnetwork.com](http://www.allkidsnetwork.com)

## Word Family Wheel



[www.allkidsnetwork.com](http://www.allkidsnetwork.com)

© Copyright AllKidsNetwork.com