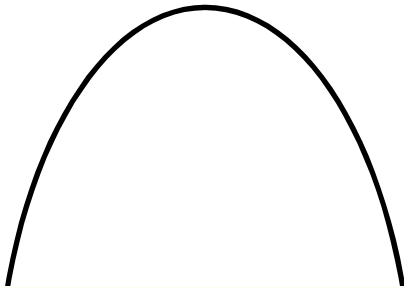


## Smokey the Bear Finger Puppet Template

Directions: Print this template onto white cardstock and cut out the shapes. Trace two of each shape (except for the muzzle) onto the felt color indicated. Follow the Smokey the Bear Finger Puppet instructions to make your own puppet!



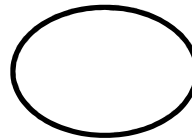
EARS  
TAN FELT




# PREVIEW

Please login or register to download the printable version of this worksheet.

[www.allkidsnetwork.com](http://www.allkidsnetwork.com)



MOUTH  
TAN FELT



ARMS  
TAN FELT